

# Expansion Resources and Teaching Ideas: Whose Hat is That?



## VOCABULARY

Primary Sources:	actual records that have survived from the past
Historical Record:	pieces of evidence about the past
Evidence:	clues left to help one figure out the truth or come to a conclusion
Artifact:	3-dimensional objects made by humans

## Sing a Song of Careers

### Materials:

Paper and markers/crayons/pencils for preparation

### Plan

Using the tune of “Where is Thumpkin” develop songs for several different careers and teach them

to your students along with hand gestures. Use the following examples to begin.

### Example 1

I’m a firefighter. I’m a firefighter. (Point to yourself)

I wear a red hat. I wear a red hat. (Point to head)

I help put out fires. (pretend to use hose)

I help put out fires.

With my hose. With my hose. (Hold hands in big “O” shape)

### Example 2

I’m a Pilot. I’m a Pilot. (Point to yourself)

My cap is blue. My cap is blue. (Point to head)

I fly the big airplanes. (Stretch arms out like wings)

I fly the big airplanes.

Way up high. In the sky. (Point to the sky)



## Firefighter Hat

Use the included firefighter hat pattern and copy it onto red 12 by 18 sheets of construction paper. If able, have your students cut out their hats and assist them by cutting along the dotted lines (first the straight lines and then the rounded). Then, have them cut out the hat by cutting along the outer oval. Have them decorate their hats using markers. You can also check with your local fire department to see if they have sticker badges that could be placed on the hats.

## Whose Hat Memory Game

### Materials:

Attached Worksheet, 3 x 5 index cards (12 per student), scissors, glue or glue sticks

### Plan

Have your students play a memory game; matching career hats with the equipment or tools that a person would use. Use the attached worksheet as a starting point. Provide each student with a copy of the worksheet, twelve index cards, scissors and glue. The students should cut out the pictures and glue them onto the index cards.

To play game: This game is played like “Memory.” Have the students work with a partner. They should turn cards face down. Each player turns over two cards at a time. Have them try to match the hat with the piece of equipment used for that job. Once a player makes a pair, he/she should take both cards and put them in a pile next to him/her. When all of the pairs have been matched, the person with the most pairs wins the game.



## What I Want to Be

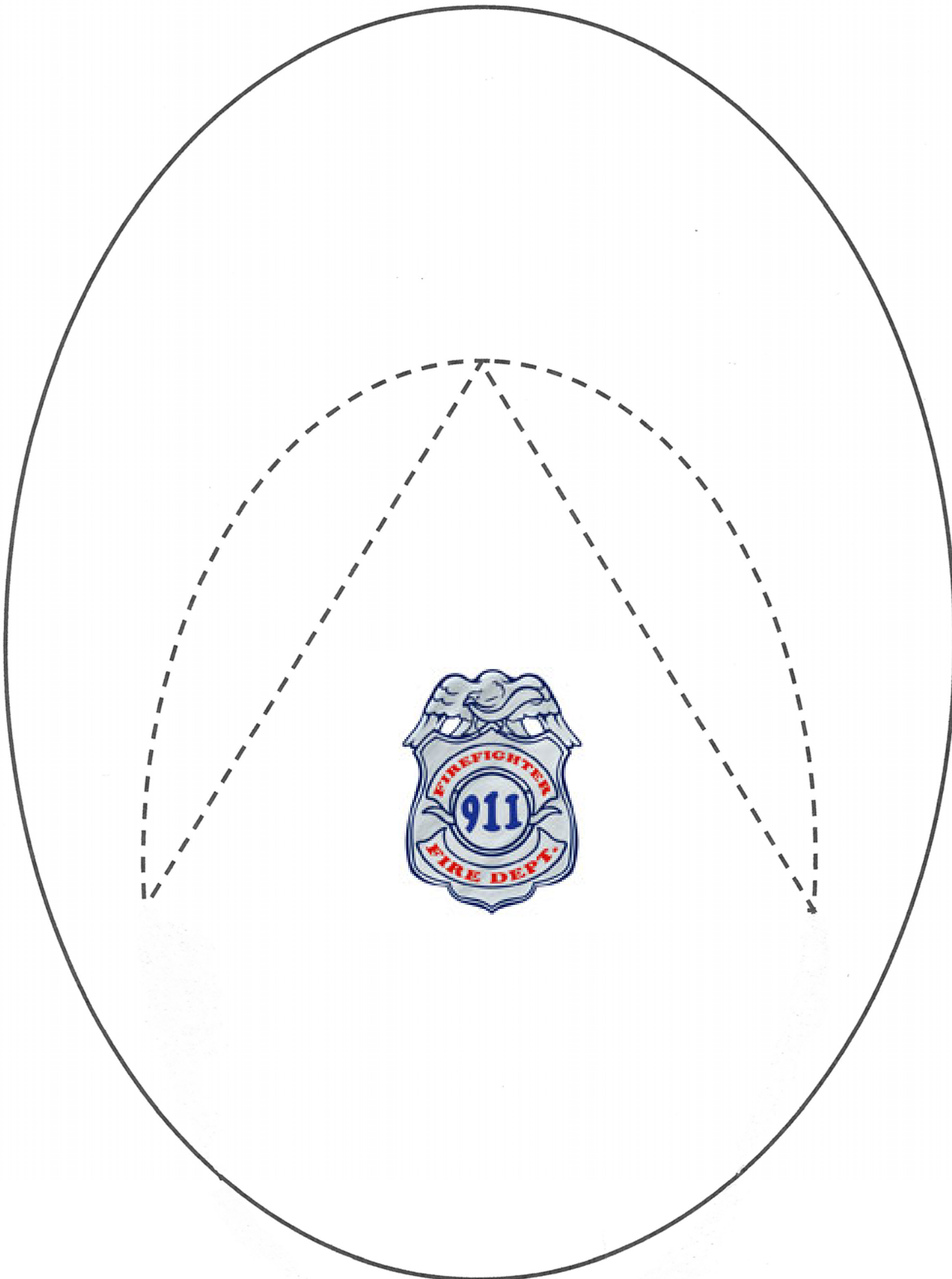
### Materials:

Attached Worksheet, pencils, markers or crayons

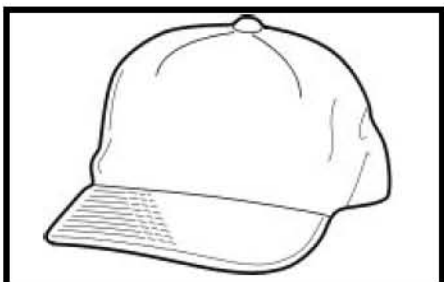







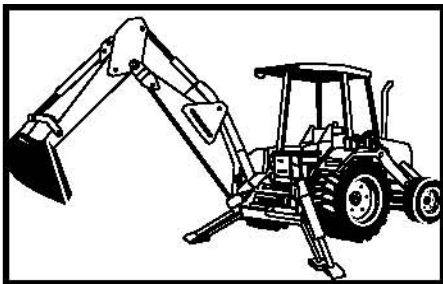



### Plan

Have the students think about what they might want to be when they grow up. What would that person wear? What type of items might they carry with them? (Example: a firefighter would need a red suit, heavy black boots and a fireman’s hat) Give them the attached “What I Want to Be” worksheet. Have the students draw an outfit that they might wear for their chosen career. Have them include a hat and something that person might carry.




# Whose Hat is That Memory Game



Name:

## What I Want to Be



## Resources

### Books

Cooper, Sharon Katz. *Whose Hat is This? A Look at the Hats Workers Wear*. Minnesota: Capstone Press, 2006.

McDonald, Fiona. *Hats and Headdresses throughout History*. Milwaukee: Gareth Stevens Publishing, 2007.

Slobodkina, Eshyr, *Caps for Sale*. New York: Harper Collins Publishing, 2011.

Salas, Laura Purdie, *Whose Gloves are These?: A look at the Gloves Workers wear*. Minneapolis: Picture Window Books, 2006.

Seuss, Dr. *The 500 Hats of Bartholemew Cubbins*. New York: Random House, 1989.

Schulz, Charles M. *Peanuts: You Can Be Anything*. Philadelphia: Running Press Kids, 2006.

### Websites

Fashion Era: The Wearing of Hats - [http://fashion-era.com/hats-hair/hats\\_hair\\_1\\_wearing\\_hats\\_fashion\\_history.htm](http://fashion-era.com/hats-hair/hats_hair_1_wearing_hats_fashion_history.htm)

Fabulous Hats: History of Hats - <http://fabulous-hats.eu/>

Hat History - <http://hathistory.org/index.html>

Hummingbird Educational Resources: Community Helpers - <http://hummingbirded.com/community-helpers.html>

## **VIRGINIA STANDARDS OF LEARNING SUPPORTED BY THIS PROGRAM:**

**History:** K.2, K.6, 1.6, 1.12, 2.3

**English:** K.1, K.2, K.3 K.8, K.10, 1.1, 1.2, 1.3, 1.8, 2.2, 2.3

**Music:** K.2, K.7, K.11, 1.2, 1.8, 1.10, 1.12, 1.15, 2.5, 2.7, 2.9

**Visual Arts:** K.3, K.11, 1.1, 1.2, 1.12, 2.1, 2.4, 2.10