

# The Valentine Museum

## Social Story

A guide to help prepare for museum visits



### Entering the Museum

I am going to The Valentine!  
When I arrive at the museum,  
I can choose which entrance to use.

The Clay Street entrance has a brick sidewalk and 9 steps that lead to the front door of the museum. I can hold the rail as I walk up the steps.

The Clay Street entrance also has a public art installation to the right of the building called the Whole Truth. I can look through the holes and see my reflection in the mirrors.

Another entrance is at the back of the building, closest to the parking lot. At this entrance, I can use steps or a ramp.

I can also see some neon signs hanging outside the museum.



## Inside the Museum

---

When I enter the museum, I will walk into the lobby and museum store. I will see shelves and tables full of things like books. I will also see Visitor Service Associates sitting at the Visitor Services desk.



I can purchase admission tickets at the Visitor Services desk. I can ask for a map of the museum, and I can sign up for a guided tour of the Wickham House.

## In the Galleries

---

In the galleries I will see many different objects like photographs, maps, paintings, clothing and furniture. Some objects will be inside glass cases. All of the objects tell us about Richmond's history.

Some objects will be in drawers that I can open to see what's inside. With my mind, I can make up a story about what I see. It's fun!



**DISCOVER  
RICHMOND STORIES**

For more stories visit [thevalentine.org](http://thevalentine.org)



## In the Galleries

This is how I will look at the objects:

- I will walk up to the object and stop two steps away from it.
- If I am too close, I may hear a beep, and I will take a step back from the object.
- To look at the objects, I will use my eyes, but not my hands.



## Getting Around the Museum

---

The museum has two levels of galleries (a first floor and a ground floor), and I may move between them using an elevator or the stairs.

I can find restrooms and a water fountain on the ground floor hallway by the elevator.



## The Wickham House

---

I can also tour the Wickham House. This is the historic home that is part of the museum. A tour guide will tell us stories about the people who lived in the house and I can ask questions.



Some of the rooms are dimly lit. I will see many old objects like furniture, a harp and paintings. I can explore with my eyes without touching.



## The Valentine Garden

---

Behind the Wickham House, I can explore the garden. The garden has a fountain and benches where I can take a break. I can enter the garden using a set of stairs from the gallery or walkway from the parking lot.

The museum is near a hospital. While we are in the garden, I might hear a loud ambulance siren or a helicopter.



# The Edward Valentine Sculpture Studio

---

I can also visit a small building in the garden that used to be a sculpture studio. It is dark inside, so after I go in I will need to wait for my eyes to adjust.



There is a projection I can watch playing on piece of cloth that covers a wall with many statues behind it. Sometimes the statues will light up. I can also look at objects in the clear cases without touching them.



## Taking a Break

---


I might need a break from walking around. If I need a break, I can rest in the seating area in the museum store where I entered. The garden is also a quiet place where I can take a break. I can go back to the galleries when I am ready.




The Valentine Museum is a place to have fun while learning. One of the staff members at the Visitor Services desk can help me find a gallery guide or scavenger hunt.

## Museum Scavenger Hunt

Welcome to the Valentine. Keep an eye out for these objects while you explore the museum. Write or draw your discoveries by the clues below.





**Hi, I'm Wicky!**  
I'm a rodent historian. You can usually spot me in the museum lobby. Join me as I explore the Valentine museum!  
P.S. If you're stumped, ask a museum staff member for a hint!

Tick Tock!  
Can you find a **clock**?

1

Follow the river below your feet to find **something you can row**.


2

Getting tired?  
Let's find something meant for **sitting**.

3

Lions, and tigers, and bears, oh my! Can you **spot an animal**?

4



## Contact Us

---

Questions about visiting the Valentine?  
Call (804) 649-0711 or email us at [info@thevalentine.org](mailto:info@thevalentine.org).



---

**DISCOVER  
RICHMOND STORIES**

For more stories visit [thevalentine.org](http://thevalentine.org)

